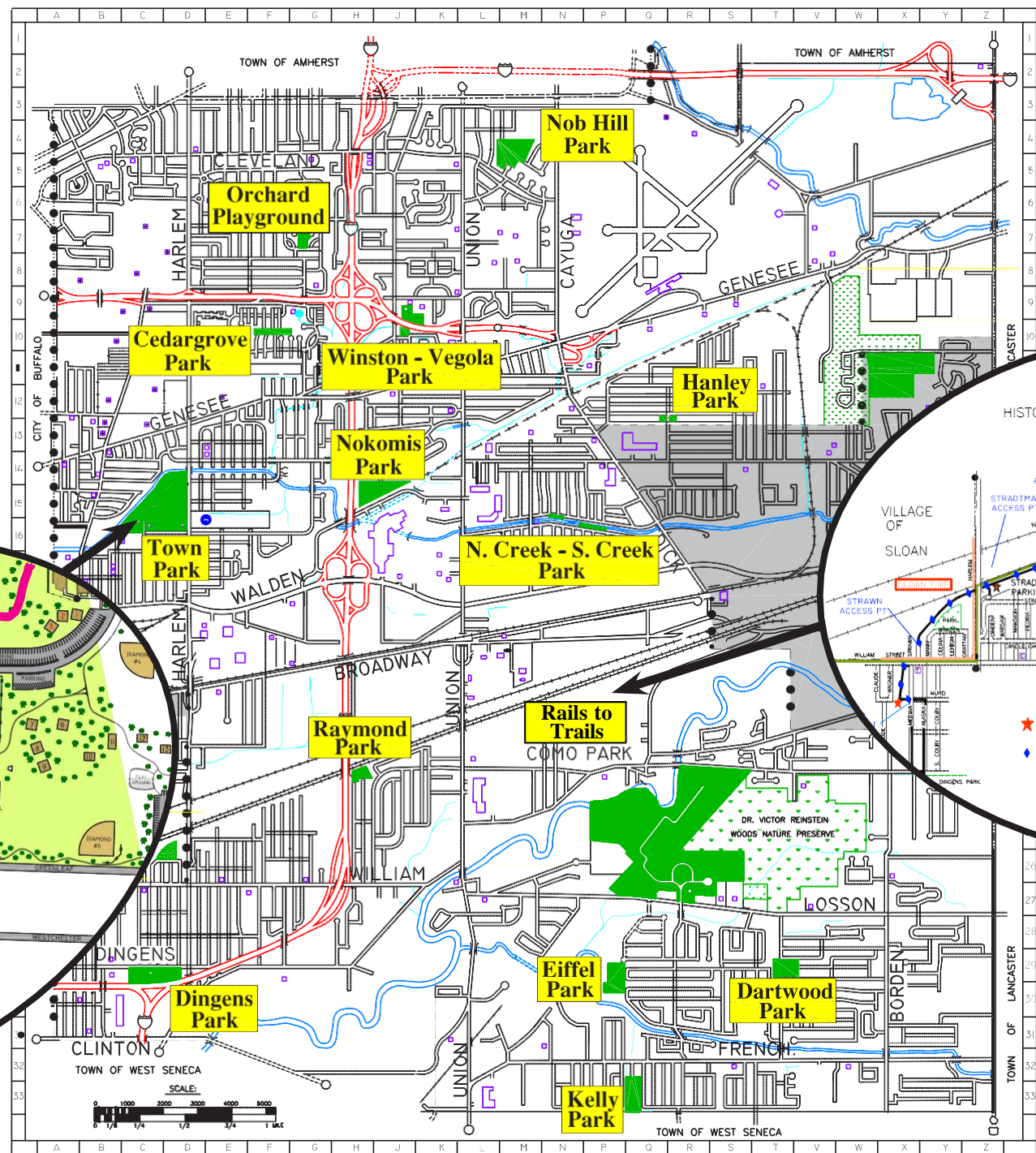


DIRECTIONS TO PARKS

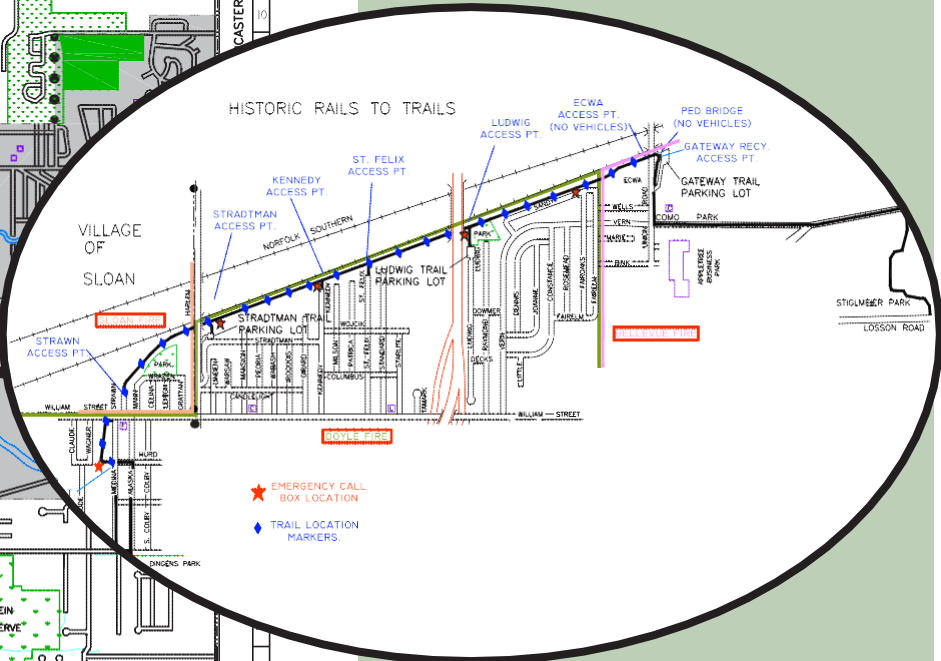
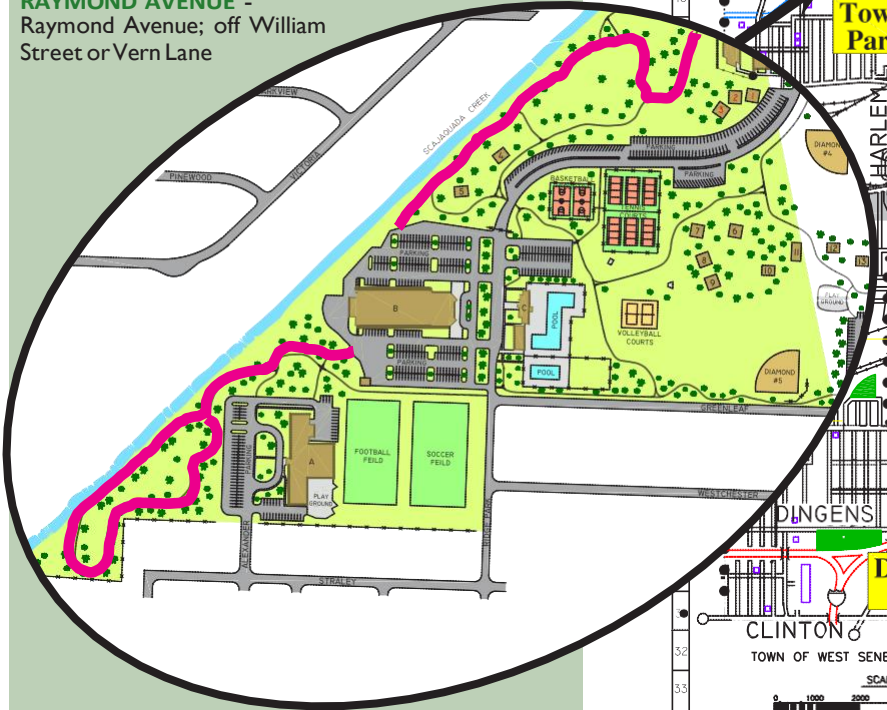
- NOB HILL PARK** -
Cleveland Drive to Colonial Court
- ORCHARD PLAYGROUND** -
Harlem Road to Seton Road to Cherry Lane to
Gardenvale Drive
- CEDARGROVE PARK** -
Genesee Street to Ellwood Place to Brookhaven Drive
- WINSTON-VEGOLA PARK** -
Corner of Winston and Vegola; off Genesee Street
or Beach Road
- HANLEY PARK** -
Patrick Lane; off George Urban Boulevard
- NOKOMIS PARK** -
George Urban Boulevard to Petan Drive to
Nokomis Avenue
- TOWN PARK/ALEXANDER COMMUNITY CENTER** -
275 Alexander Avenue
- NORTH CREEK PARK** -
North Creek Drive; east of Nagel Drive
- SOUTH CREEK PARK** -
South Creek Drive; east of Nagel Drive
- RAYMOND AVENUE** -
Raymond Avenue; off William
Street or Vern Lane

Location of Cheektowaga Town Parks for Dog Walking



DIRECTIONS TO PARKS

- RAILS TO TRAILS** -
5 access points off William Street; Strawn Rd. Strad-
man St., Kennedy Rd., St. Felix Ave., Ludwig Ave.
- DINGENS PARK** -
Dingens Street; near Harlem Rd.
- EIFFEL PARK** -
Towers Blvd. to W. Toulon Dr.
- DARTWOOD PARK** -
222 Autumnwood Drive
- KELLY PARK** -
Kelly Drive; off French Rd.



GENERAL INFORMATION:

It’s the Law.

You Must License Your Dog!

Attention all dog owners in the Town of Cheektowaga and Village of Sloan...

- Apply for license at Cheektowaga Town Clerk’s Office 3301 Broadway St- Room 101
- License Dog at four months. Annual renewal required.

Documentation Required:

- Current Rabies Certificate
- Spaying or neutering certificate (if applicable)

Fees:

- \$16.00 Spayed Female/Neutered Male
- \$23.50 Unspayed Female/Un-neutered Male\$
- 8.50 Senior Owner (65+) Spayed/Neutered
- \$15.50 Senior Owner(65+) Unspayed/Unneutered

**License is free for owners of guide, hearing, police work or service dogs. Proof of exemption status is required.*

For more information call 686-3423 during regular business hours or log onto www.tocny.org/Departments/Town Clerk/DogLicense.aspx



TOWN DOG WALKING ORDINANCE:

Adopted 2/6/2012 174-8.

- A. Dogs shall be permitted in Town parks, except for John C. Stiglmeier Park and Cheektowaga Town Park, subject to the following conditions:
- (1) Dogs must be restrained/hand-controlled by leash(no longer than six feet in length);
 - (2) No person walking or in charge of any dog in said area(s) shall cause, suffer or allow such dog to soil,defecate on or commit any nuisance in said area (unless said person picks up and properly disposes of the feces in an appropriate container; and
 - (3) Dogs shall not be permitted on any park lands designated for sport fields or in any areas immediately adjacent to playground structures.
- B. Dogs shall be permitted in the area designated as the Alexander Walking Path(the park area/walking trail area on the east side of Scajaquada Creek east and north of the Alexander Community Center, but not including any area east of the parking lot of the Cheektowaga Recreation Center/Ice Rink), subject to the conditions and limitations contained in Subsection A(1), (2) and (3) of this section.

174-28

- A. Dogs shall be permitted on the bicycle trail subject to conditions in subsections A(1) & (2) above.

***Bicycle trail is identified as: (A) portion which begins on the east side of Union Rd.(in front of 3035 Union) and terminates at Strawn Ave.; and (B) portion which begins on the south side ofWilliam Street and terminates at the westerly terminus of Hurd St. at Medina Ave.*

HELPFUL TIPS WHEN WALKING YOUR DOG:

- Always use a leash and carry a pooper scooper/plastic bag(s) to properly dispose of waste.
- Avoid walks at dawn or dusk if your dog has a habit of darting after wildlife. Critters are more likely to be out at these times.
- Be sure to carry water for you and your pet. Also, don’t forget the treats...walks are great training opportunities!
- Make sure your dog has proper identification (i.e. name/rabies tag, micro chip, etc.). Carry a photo of your dog to aid in recovery if a situation should arise.
- Consider “group walks.” Socialization helps to ensure your dog relates well to people, other dogs and the environment.
- Make sure your dog is healthy enough for a walk. Take time to rest along the way. Work up to walking longer distances.
- Don’t allow your pooch to nibble on flowers, bulbs, mulch, insects, etc. Avoid areas that may have been treated with pesticides or other chemicals.
- When walking in “mosquito friendly” areas, do not spray your dog with insect repellent. Ask your veterinarian for a pet spray alternative.
- Train your dog to sit on cue to avoid jumping on people or other dogs he/she meets along the way.

A Dog Walker’s Guide To Local Parks & Trails



TOWN OF CHEEKTOWAGA

Kimberly A. Burst
Cheektowaga Town Clerk

3301 Broadway St-Room 101
Mon.-Fri. 9- 4:15 PM